



QUANTUM 2

Technical Specifications:

Pulsar’s Quantum 2 pump station controller provides alarms, including a unique alarm warning of ‘time to spill’ in critical area, and resets tripped pumps automatically. The Quantum 2 is a fully featured pump controller using Pulsar’s non-contacting ultrasonic technology to provide solid performance and sophisticated level management.



PHYSICAL: MOUNTING OPTION SPECIFIC

Mounting Option:	Fascia Mount:
Controller Body Dimensions:	200 mm x 112 mm (7.9 in x 4.4 in) front, 165 mm x 105 mm (6.5 in x 4.1 in) cut-out
Weight:	Nominal 1.3 kg (2.9 lb)
Enclosure Material/Description:	Stainless steel and polycarbonate, flame resistant to UL94 V0
Transducer Cable Extensions:	Twin Screened
Maximum Separation:	1,000 m (3,280 ft)

ENVIRONMENTAL

IP Rating:	IP64
Max. & Min. Temperature (Electronics):	-20 °C to +55 °C (-4 °F to +131 °F)
Flammable Atmosphere Approval:	For installation in non-flammable area only. Most compatible transducers suitable for flammable atmospheres. See sensor / transducer datasheet or brochure.
CE Approval:	EMC approval to BS EN 50081-1: 1992 for emissions and BS EN50082:1995 for immunity and to BS EN61010-1:1993 for low voltage directive.
Power Supply:	115 V AC +5%/ -10% 50/60 Hz, 220 V AC +5%/ -10%, 18-36 V DC 50/60 Hz

PERFORMANCE

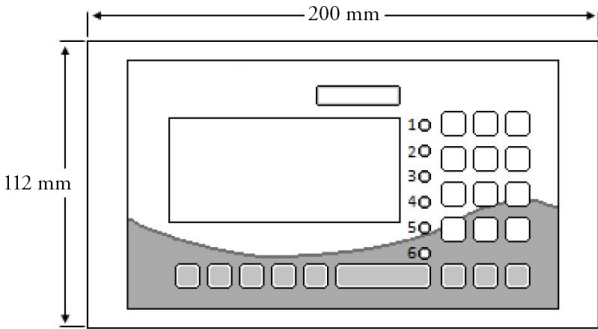
Accuracy:	+0.25% of the measured range or 6 mm (0.2 in), whichever is greater
Resolution:	dBMACH3 0.3 mm (0.01 in), dB3 0.5 mm (0.02 in), dB6 and dB10 1 mm (0.04 in), dB15 1.5 mm (0.06 in), db25 2.5 mm (0.1 in), dB40 5 mm (0.2 in)
Range:	Depending upon transducer, from 0 mm to 40 m (0 in to 131.2 ft)
Echo Processing:	Patented DATEM (Digital Adaptive Tracking of Echo Movement)
Digital Communications:	RS485 Modbus RTU or Profibus DP V0 or V1

OUTPUTS / INPUTS

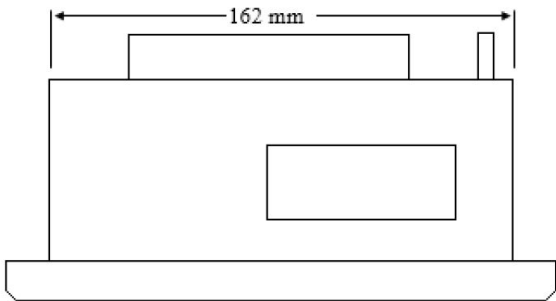
Volt-free Contacts:	10 in total. Relays 1-5 form C (SPDT) 5 A, 220 V AC. Relays 6-10 form C (SPDT) 3 A, 220 V AC
Digital Inputs:	7 NO or NC with 24 V DC internal supply, available max. 20mA
Analog Output (Adjustable):	2 off Isolated output of 4-20mA or 0-20mA into 500 Ω (user programmable and adjustable) 0.1% resolution
Analog Input:	Isolated input for loop-powered device. 4-20mA source. NB: Active input on request
Serial Output:	RS232 via RJ11 port
Display:	6 digits plus 12 character text, plus bar graph with direction indicators, remote communicator identifier, and program / run / test mode indicators

PROGRAMMING

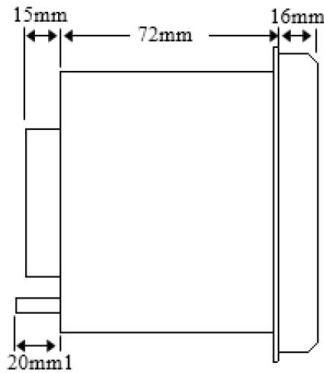
Onboard Programming:	Standard with integral keypad
PC Programming:	Via RS232 (RJ11 port)
Programming Security:	Via passcode (user selectable and adjustable)
Programmed Data Integrity:	Via non-volatile RAM, plus backup



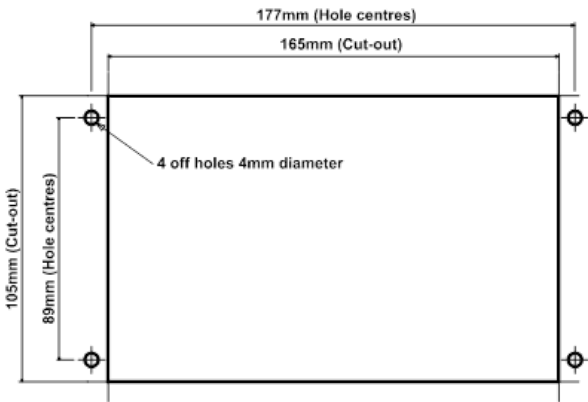
Quantum 2 Front Drawing



Quantum 2 Top Drawing



Quantum 2 Side Drawing



Cut-Out Dimensions



INFO@PULSARMEASUREMENT.COM

Pulsar Measurement is a trading name of Pulsar Process Measurement Ltd.

Copyright © 2022 Pulsar Measurement
Registered Address: 1 Chamberlain Square CS, Birmingham B3 3AX
Registered No.: 3345604 England & Wales

Delivering the Measure of Possibility

United States
+1 888-473-9546

Asia
+60 102 591 332

Canada
+1 855-300-9151

Oceania
+61 428 692 274

United Kingdom
+44 (0) 1684 891371

pulsarmeasurement.com